

Core Global ETF's information sheet



1 FNB MSCI Emerging Markets Feeder ETF

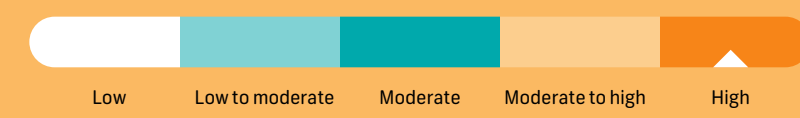
Investor profile

The FNB MSCI Emerging Markets Feeder ETF is suitable for investors seeking a cost efficient, convenient investment with exposure to large, mid, and small-cap companies within the equity markets of emerging countries. The fund does not pay distributions as income received in the underlying fund is reinvested in the index and therefore not distributed to investors. The fund has no prescribed fixed investment period.

Investment objectives and strategy

The FNB MSCI Emerging Markets Feeder ETF aims to track the performance of the MSCI Emerging Markets Investable Market Index by investing in the iShares Core MSCI EM IMI UCITS ETF ("the underlying fund"). The MSCI Emerging Markets Investable Market Index measures the performance of large, mid, and small-cap companies within emerging equity markets. The fund has exposure to international equities and risks include, but not limited to currency risk, general market conditions and volatility, company specific risk, economic and political risk.

Risk profile



General information

Fund classification	Global equity - general
Benchmark	MSCI Emerging Markets Investable Market Index
Tracking strategy	Optimisation
Domicile	South Africa
Reporting currency	Rand
Regulation 28	No
Security lending rate	N/A
Investment manager	Ashburton Fund Managers Proprietary Limited
Management company	FNB CIS Manco Proprietary Limited
Alpha code	FNBMEM
ISIN	ZAE000331732
Distribution frequency	N/A
Fund manager(s)	RMB Indexation
Availability of prices	Daily - available on the website
Annual management fee	0.13% (incl. VAT)
Contact information	Please speak to your financial advisor or contact us on 0860 007 464 Email: FNBquery@investoradmin.co.za Website: fnb.co.za

Top 10 constituents

Company	Sector	Portfolio%
Taiwan Semiconductor MFG	Information technology	6.41
Tencent Holdings LI (CN)	Communication services	3.95
Samsung Electronics CO	Information technology	3.78
Alibaba GRP HLDG (HK)	Consumer discretionary	2.68
Reliance Industries	Energy	1.34
PDD Holdings	Consumer discretionary	0.97
ICICI Bank	Financial	0.91
INFOSYS	Information technology	0.87
SK HYNIX Inc	Technology	0.85
HDFC Bank LTD	Financial	0.81

Top sector allocation (%)

Financials	22.45
Information technology	20.64
Consumer discretionary	13.57
Communication services	9.37
Materials	7.77
Industrials	6.42
Consumer staples	6.25
Energy	5.28
Health care	3.95
Utilities	2.63
Real estate	1.66

Country weight (%)

China	29.92
India	15.77
Taiwan	14.82
South Korea	12.20
Brazil	5.38
Saudi Arabia	4.15
South Africa	3.03
Mexico	2.48
Indonesia	1.98
Thailand	1.85
Other	8.37

2 FNB S&P 500 Feeder ETF

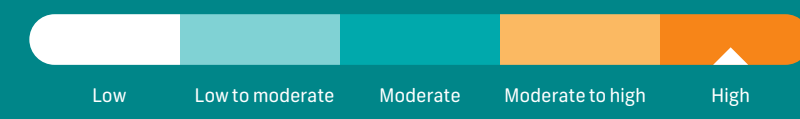
Investor profile

The FNB S&P 500 Feeder ETF is suitable for investors seeking a cost efficient, convenient investment with exposure to the 500 largest companies in the United States of America by market capitalisation. The fund pays quarterly distributions and has no prescribed fixed investment period.

Investment objectives and strategy

The FNB S&P 500 Feeder ETF aims to track the performance of the S&P 500 Index by investing in the iShares Core S&P 500 UCITS ETF ("the underlying fund"). The S&P 500 Index captures approximately 80% of the available market capitalisation within large-cap U.S. equities. The fund has exposure to international equities and risks include, but not limited to, currency risk, general market conditions and volatility, company specific risk, economic and political risk.

Risk profile



General information

Fund classification	Regional equity - general
Benchmark	S&P 500 Index
Tracking strategy	Replication
Domicile	South Africa
Reporting currency	Rand
Regulation 28	No
Security lending rate	N/A
Investment manager	Ashburton Fund Managers Proprietary Limited
Management company	FNB CIS Manco Proprietary Limited
Alpha code	FNBS500
ISIN	ZAE000331716
Distribution frequency	Quarterly
Fund manager(s)	RMB Indexation
Availability of prices	Daily - available on the website
Annual management fee	0.13% (incl. VAT)
Contact information	Please speak to your financial advisor or contact us on 0860 007 464 Email: FNBquery@investoradmin.co.za Website: fnb.co.za

Top 10 constituents

Company	Sector	Portfolio%
Microsoft Corp	Information technology	7.35
Apple Inc.	Information technology	7.29
Amazon.com Inc	Consumer discretionary	3.51
Nvidia Corp	Information technology	3.11
Alphabet Inc. Class A	Communication services	2.12
Meta Platforms, Inc. Class A	Communication services	1.94
Alphabet Inc. Class C	Communication services	1.82
Berkshire Hathaway Class B	Financial services	1.72
Tesla, Inc.	Consumer discretionary	1.70
UnitedHealth Group Incorporated	Health care	1.32

Top sector allocation (%)

Information technology	27.4
Health care	13.3
Financials	12.8
Consumer discretionary	10.6
Communication services	8.8
Industrials	8.3
Consumer staples	6.6
Energy	4.7
Materials	2.4
Utilities	2.4
Real estate	2.3
Other	0.2

3 FNB MSCI World Feeder ETF

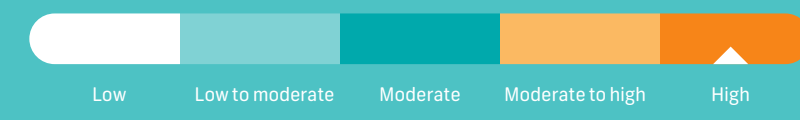
Investor profile

The FNB MSCI World Feeder ETF is suitable for investors seeking a cost-efficient, convenient investment with exposure to large and mid-capitalisation companies from developed countries. The fund does not pay distributions as income received in the underlying fund is reinvested in the index and therefore not distributed to investors. The fund has no prescribed fixed investment period.

Investment objectives and strategy

The FNB MSCI World Feeder ETF aims to track the performance of the MSCI World Index by investing in the iShares Core MSCI World UCITS ETF ("the underlying fund"). The MSCI World Index measures the performance of large and mid-capitalisation companies within developed equity markets. The fund has exposure to international equities and risks include, but not limited to, currency risk, general market conditions and volatility, company-specific risk, economic and political risk.

Risk profile



General information

Fund classification	Global equity - general
Benchmark	MSCI World Index
Tracking strategy	Optimisation
Domicile	South Africa
Reporting currency	Rand
Regulation 28	No
Security lending rate	N/A
Investment manager	Ashburton Fund Managers Proprietary Limited
Management company	FNB CIS Manco Proprietary Limited
Alpha code	FNBWDM
ISIN	ZAE000331724
Distribution frequency	N/A
Fund manager(s)	RMB Indexation
Availability of prices	Daily - available on the website
Annual management fee	0.13% (incl. VAT)
Contact information	Please speak to your financial advisor or contact us on 0860 007 464 Email: FNBquery@investoradmin.co.za Website: fnb.co.za

Top 10 constituents

Company	Sector	Portfolio%
Apple	Information technology	5.09
Microsoft Corp	Information technology	4.52
Amazon.com	Consumer discretionary	2.33
Nvidia	Information technology	1.91
Alphabet A	Communication services	1.40
Meta Platforms A	Communication services	1.26
Alphabet	Communication services	1.25
Tesla	Consumer discretionary	1.09
UnitedHealth Group	Health care	0.94
Lilly (ELI) & Comany	Health care	0.85

Top sector allocation (%)

Information technology	22.23
Financials	14.9
Health care	12.61
Industrials	10.73
Consumer discretionary	10.69
Consumer staples	7.31
Communication services	7.26
Energy	5.14
Materials	4.08
Utilities	2.72
Real estate	2.33

Country weight (%)

United States	69.69
Japan	6.08
United Kingdom	4.07
France	3.22
Canada	3.10
Switzerland	2.63
Germany	2.21
Australia	1.91
Netherlands	1.18
Denmark	0.91
Other	5.00